



Forest Stewardship Council®

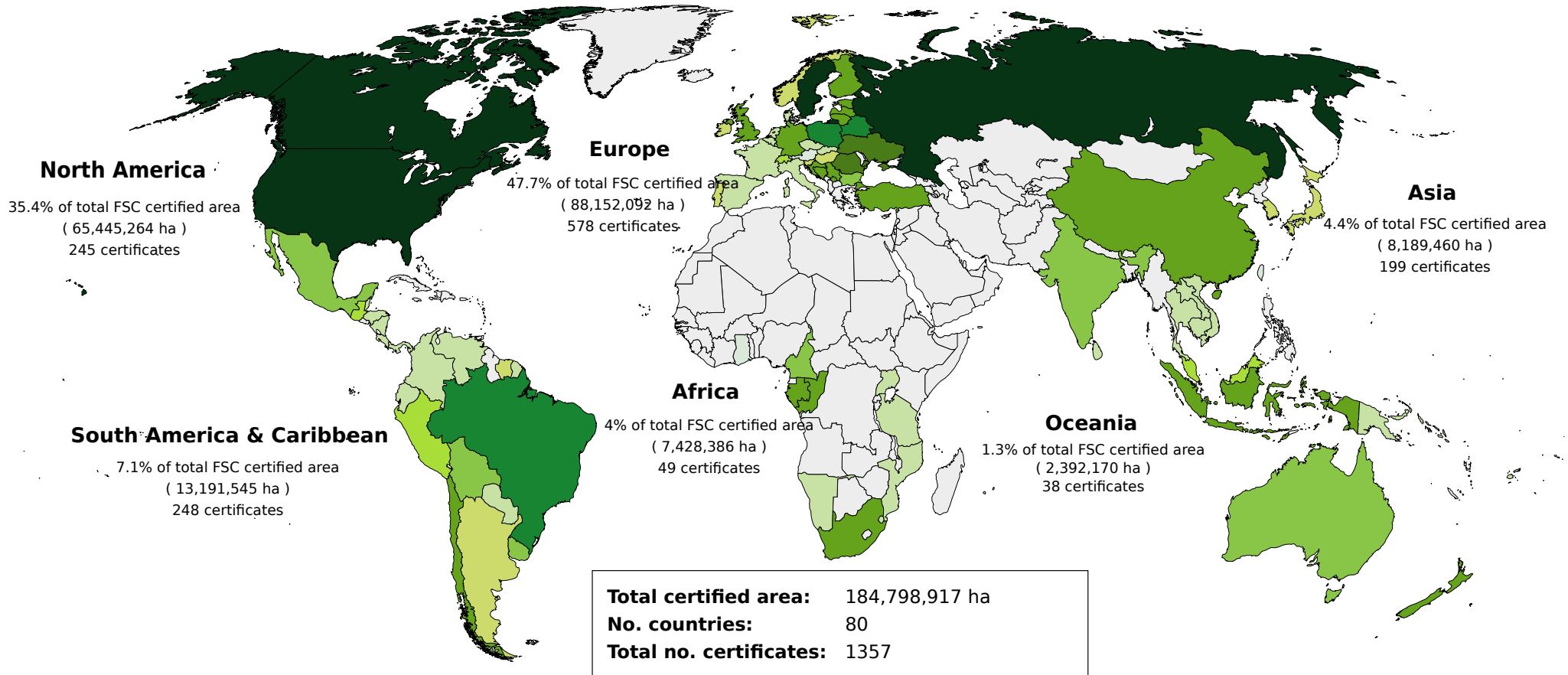


FSC Facts & Figures

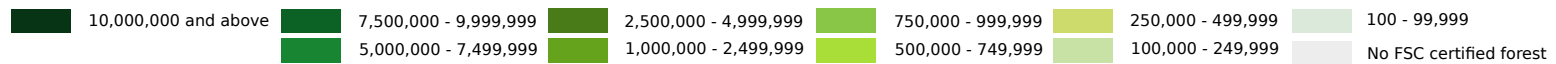
October 15



Global FSC certified forest area



Total FSC certified forest area in ha



Based on numbers from FSC IT/SD
Created: 05.10.2015



Global FSC Chain of Custody Certificates: by Region

| Africa | No. |
|------------------------------|------------|
| CAMEROON | 12 |
| CONGO, THE REPUBLIC OF | 2 |
| EGYPT | 16 |
| GABON | 11 |
| GHANA | 7 |
| MOROCCO | 5 |
| MOZAMBIQUE | 1 |
| NAMIBIA | 3 |
| SEYCHELLES | 1 |
| SOUTH AFRICA | 106 |
| TANZANIA, UNITED REPUBLIC OF | 1 |
| TUNISIA | 5 |
| Grand total | 170 |

| Asia | No. |
|--------------------|------|
| BAHRAIN | 1 |
| BANGLADESH | 37 |
| CAMBODIA | 2 |
| CHINA | 4022 |
| HONG KONG | 601 |
| INDIA | 281 |
| INDONESIA | 208 |
| ISRAEL | 15 |
| JAPAN | 1058 |
| KAZAKHSTAN | 1 |
| KOREA, REPUBLIC OF | 246 |
| LAOS | 2 |
| LEBANON | 15 |
| MALAYSIA | 168 |
| NEPAL | 2 |
| OMAN | 4 |
| PAKISTAN | 19 |
| PHILIPPINES | 10 |
| QATAR | 19 |
| SAUDI ARABIA | 12 |

| | |
|----------------------|-------------|
| SINGAPORE | 109 |
| SRI LANKA | 24 |
| TAIWAN | 173 |
| THAILAND | 85 |
| TURKEY | 212 |
| UNITED ARAB EMIRATES | 102 |
| VIETNAM | 467 |
| Grand total | 7895 |

| Europe | No. |
|------------------------|------|
| ALBANIA | 3 |
| AUSTRIA | 263 |
| BELARUS | 74 |
| BELGIUM | 293 |
| BOSNIA AND HERZEGOVINA | 281 |
| BULGARIA | 91 |
| CROATIA (Hrvatska) | 246 |
| CYPRUS | 12 |
| CZECH REPUBLIC | 178 |
| DENMARK | 255 |
| ESTONIA | 211 |
| FINLAND | 105 |
| FRANCE | 772 |
| GERMANY | 2178 |
| GIBRALTAR | 1 |
| GREECE | 33 |
| HUNGARY | 136 |
| IRELAND | 110 |
| ITALY | 1932 |
| LATVIA | 253 |
| LIECHTENSTEIN | 4 |
| LITHUANIA | 230 |
| LUXEMBOURG | 16 |
| MACEDONIA | 3 |
| MALTA | 11 |
| MONACO | 3 |

| | |
|--------------------|--------------|
| NETHERLANDS | 1278 |
| NORWAY | 45 |
| POLAND | 1291 |
| PORTUGAL | 175 |
| ROMANIA | 347 |
| RUSSIA | 341 |
| SAN MARINO | 3 |
| SERBIA | 126 |
| SLOVAKIA | 118 |
| SLOVENIA | 199 |
| SPAIN | 750 |
| SWEDEN | 327 |
| SWITZERLAND | 494 |
| UKRAINE | 92 |
| UNITED KINGDOM | 2375 |
| Grand total | 15655 |

| Latin America & Caribbean | No. |
|---------------------------|------|
| ARGENTINA | 116 |
| BELIZE | 2 |
| BOLIVIA | 12 |
| BRAZIL | 1080 |
| BRITISH VIRGIN ISLANDS | 4 |
| CAYMAN ISLANDS | 1 |
| CHILE | 130 |
| COLOMBIA | 31 |
| COSTA RICA | 6 |
| DOMINICAN REPUBLIC | 2 |
| ECUADOR | 10 |
| GUATEMALA | 12 |
| HONDURAS | 4 |
| PANAMA | 3 |
| PARAGUAY | 7 |
| PERU | 32 |
| SURINAME | 4 |
| URUGUAY | 20 |



| | |
|-------------|------|
| VENEZUELA | 7 |
| Grand total | 1483 |

| North America | No. |
|---------------|------|
| BAHAMAS | 1 |
| CANADA | 809 |
| MEXICO | 110 |
| PUERTO RICO | 3 |
| UNITED STATES | 2949 |
| Grand total | 3872 |

| Oceania | No. |
|-------------------|-----|
| AUSTRALIA | 290 |
| BRUNEI DARUSSALAM | 1 |
| FIJI | 2 |
| GUAM | 1 |
| NEW ZEALAND | 148 |
| PAPUA NEW GUINEA | 2 |
| SOLOMON ISLANDS | 2 |
| Grand total | 446 |

| undefined | No. |
|-------------|-----|
| SAMOA | 1 |
| Grand total | 1 |

Information as of 05/10/2015
No. countries: 112
Total no. certificates: 29522



Global FSC Certified Area and Number of Certificate: by region

| Africa | Total area (ha) | No. |
|------------------------|------------------|-----------|
| CAMEROON | 940,945 | 4 |
| CONGO, THE REPUBLIC OF | 2,443,176 | 3 |
| GABON | 2,062,494 | 3 |
| GHANA | 3,367 | 1 |
| MOZAMBIQUE | 59,905 | 3 |
| NAMIBIA | 157,411 | 4 |
| SOUTH AFRICA | 1,454,590 | 21 |
| SWAZILAND | 124,794 | 4 |
| TANZANIA, UNITED | 142,731 | 3 |
| UGANDA | 38,974 | 3 |
| Grand total | 7,428,386 | 49 |

| Asia | Total area (ha) | No. |
|--------------------|------------------|------------|
| CAMBODIA | 12,746 | 1 |
| CHINA | 1,136,326 | 63 |
| INDIA | 818,466 | 12 |
| INDONESIA | 2,069,503 | 29 |
| JAPAN | 392,920 | 34 |
| KOREA, REPUBLIC OF | 384,943 | 9 |
| LAOS | 132,701 | 3 |
| MALAYSIA | 673,334 | 12 |
| SRI LANKA | 14,634 | 3 |
| TAIWAN | 212 | 1 |
| THAILAND | 44,237 | 12 |
| TURKEY | 2,359,473 | 8 |
| VIETNAM | 149,966 | 12 |
| Grand total | 8,189,460 | 199 |

| Europe | Total area (ha) | No. |
|------------------------|-----------------|-----|
| AUSTRIA | 575 | 2 |
| BELARUS | 7,069,692 | 36 |
| BELGIUM | 23,259 | 2 |
| BOSNIA AND HERZEGOVINA | 1,495,526 | 4 |
| BULGARIA | 807,010 | 19 |
| CROATIA (Hrvatska) | 2,039,123 | 3 |
| CZECH REPUBLIC | 49,351 | 4 |
| DENMARK | 205,988 | 5 |
| ESTONIA | 1,224,087 | 5 |
| FINLAND | 1,092,680 | 6 |
| FRANCE | 29,048 | 8 |
| GERMANY | 1,076,763 | 58 |
| HUNGARY | 308,413 | 6 |
| IRELAND | 448,301 | 2 |
| ITALY | 51,483 | 15 |
| LATVIA | 1,738,607 | 15 |
| LITHUANIA | 1,075,646 | 44 |
| LUXEMBOURG | 20,535 | 3 |
| NETHERLANDS | 167,135 | 4 |
| NORWAY | 475,701 | 6 |
| POLAND | 6,930,208 | 18 |
| PORTUGAL | 357,097 | 22 |
| ROMANIA | 2,524,396 | 16 |
| RUSSIA | 39,872,897 | 120 |
| SERBIA | 1,001,943 | 3 |
| SLOVAKIA | 124,858 | 6 |
| SLOVENIA | 265,849 | 2 |
| SPAIN | 222,830 | 32 |
| SWEDEN | 11,798,730 | 24 |
| SWITZERLAND | 602,145 | 8 |
| UKRAINE | 3,427,799 | 39 |
| UNITED KINGDOM | 1,624,420 | 41 |

| | | |
|--------------------|-------------------|------------|
| Grand total | 88,152,092 | 578 |
|--------------------|-------------------|------------|

| Latin America & Caribbean | Total area (ha) | No. |
|---------------------------|-------------------|------------|
| ARGENTINA | 275,845 | 12 |
| BELIZE | 197,122 | 2 |
| BOLIVIA | 890,529 | 8 |
| BRAZIL | 6,559,085 | 106 |
| CHILE | 2,370,538 | 24 |
| COLOMBIA | 136,279 | 9 |
| COSTA RICA | 50,861 | 15 |
| ECUADOR | 55,777 | 4 |
| GUATEMALA | 500,098 | 9 |
| HONDURAS | 20,164 | 1 |
| NICARAGUA | 25,554 | 7 |
| PANAMA | 41,970 | 9 |
| PARAGUAY | 25,022 | 3 |
| PERU | 580,415 | 10 |
| SURINAME | 386,200 | 4 |
| URUGUAY | 925,945 | 23 |
| VENEZUELA | 150,140 | 2 |
| Grand total | 13,191,545 | 248 |

| North America | Total area (ha) | No. |
|--------------------|-------------------|------------|
| CANADA | 51,256,793 | 69 |
| MEXICO | 864,417 | 57 |
| UNITED STATES | 13,324,054 | 119 |
| Grand total | 65,445,264 | 245 |

*FSC certified area includes forest management (FM) as well as forest management and chain of custody (FM/COC) certificates. Also relevant for charts in this presentation





| Oceania | Total area (ha) | No. |
|------------------|-----------------|-----|
| AUSTRALIA | 964,523 | 13 |
| FIJI | 85,385 | 1 |
| NEW ZEALAND | 1,263,228 | 19 |
| PAPUA NEW GUINEA | 39,633 | 4 |
| SOLOMON ISLANDS | 39,401 | 1 |
| Grand total | 2,392,170 | 38 |

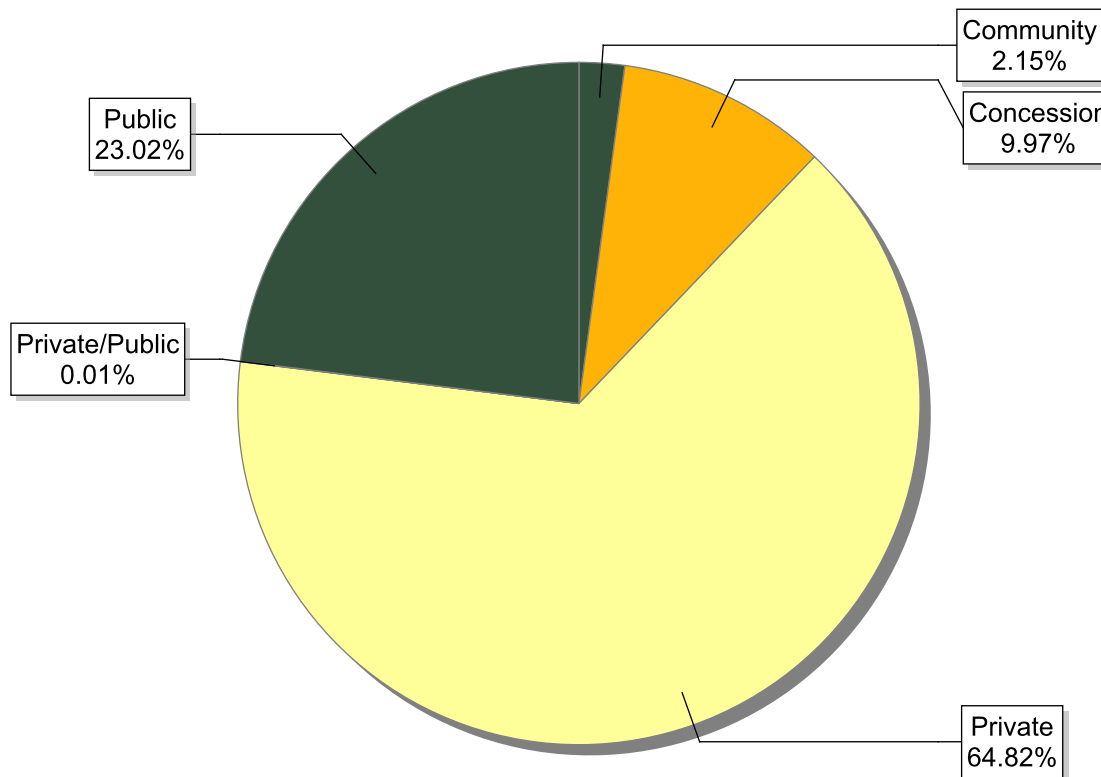
Information as of 05/10/2015

No. countries: 80

Total no. certificates: 1357

Total Area 184,798,917

FSC certificates by tenure management: global certified area

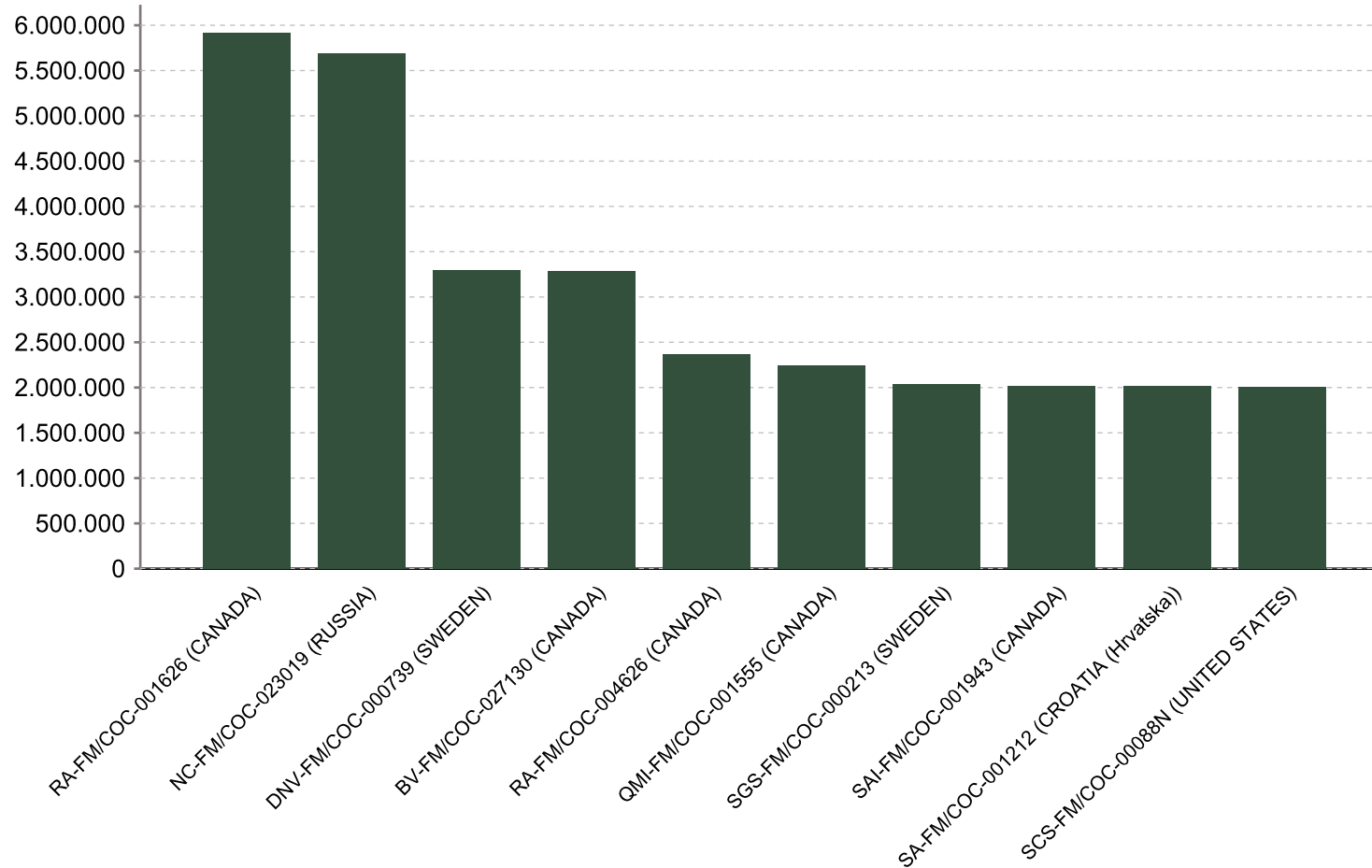


| Information as of 05/10/2015 | Forest area (million ha) |
|---------------------------------|-----------------------------|
| Community | 3.98 |
| Concession | 18.44 |
| Private | 119.80 |
| Private/Public | 0.03 |
| Public | 42.55 |
| Total | 184.80 |

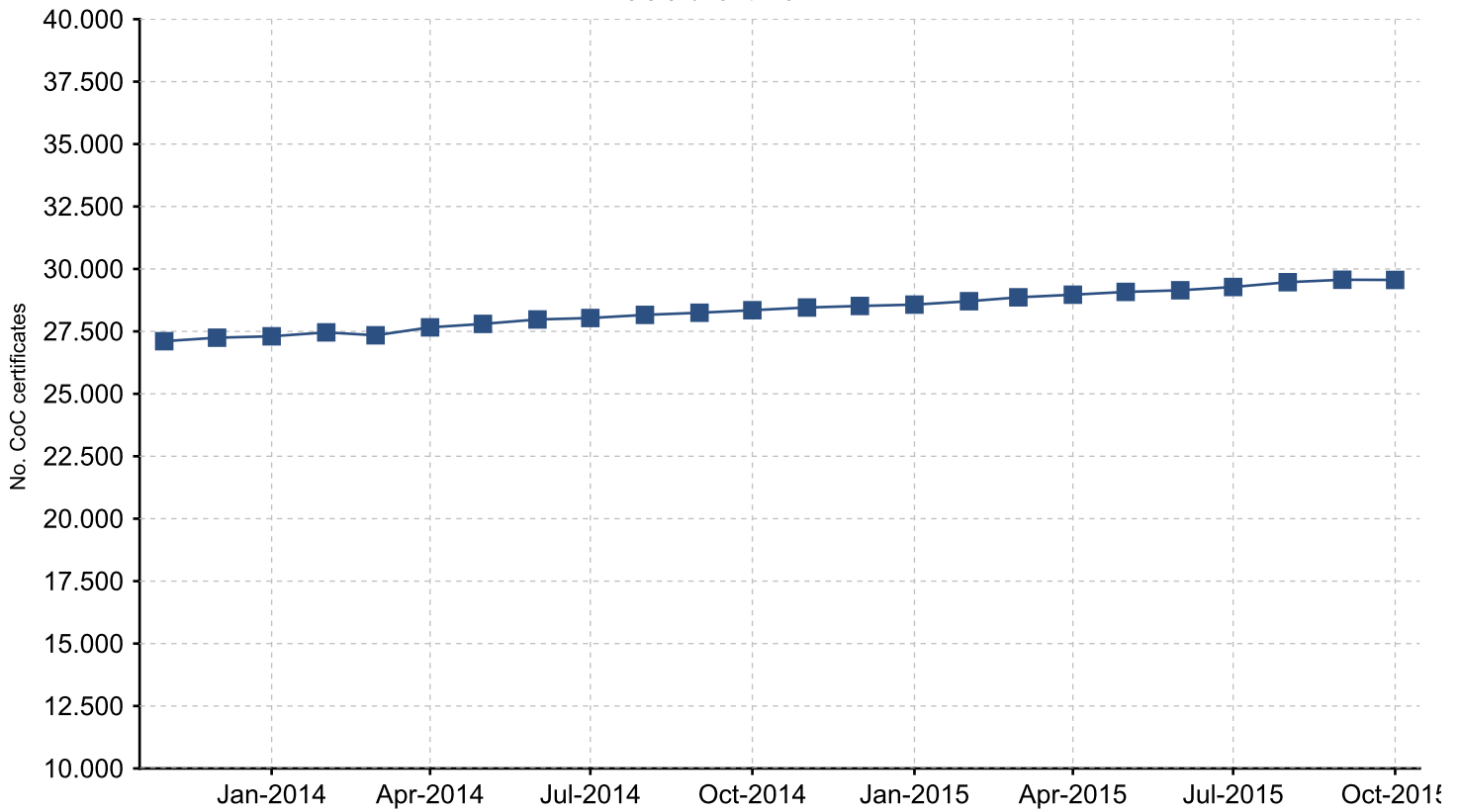


FSC certificates by tenure management: global certified area

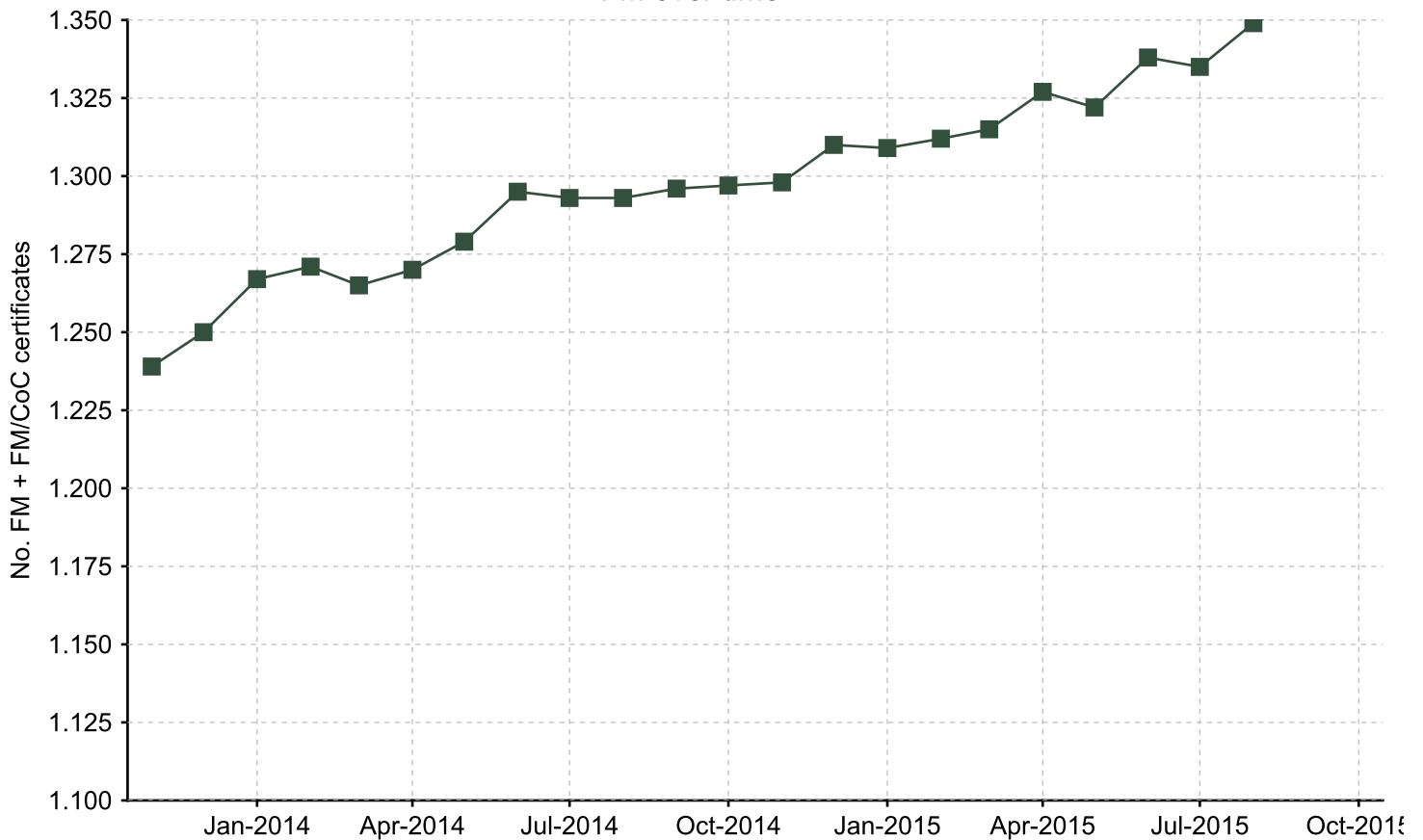
Ten largest FSC certificates



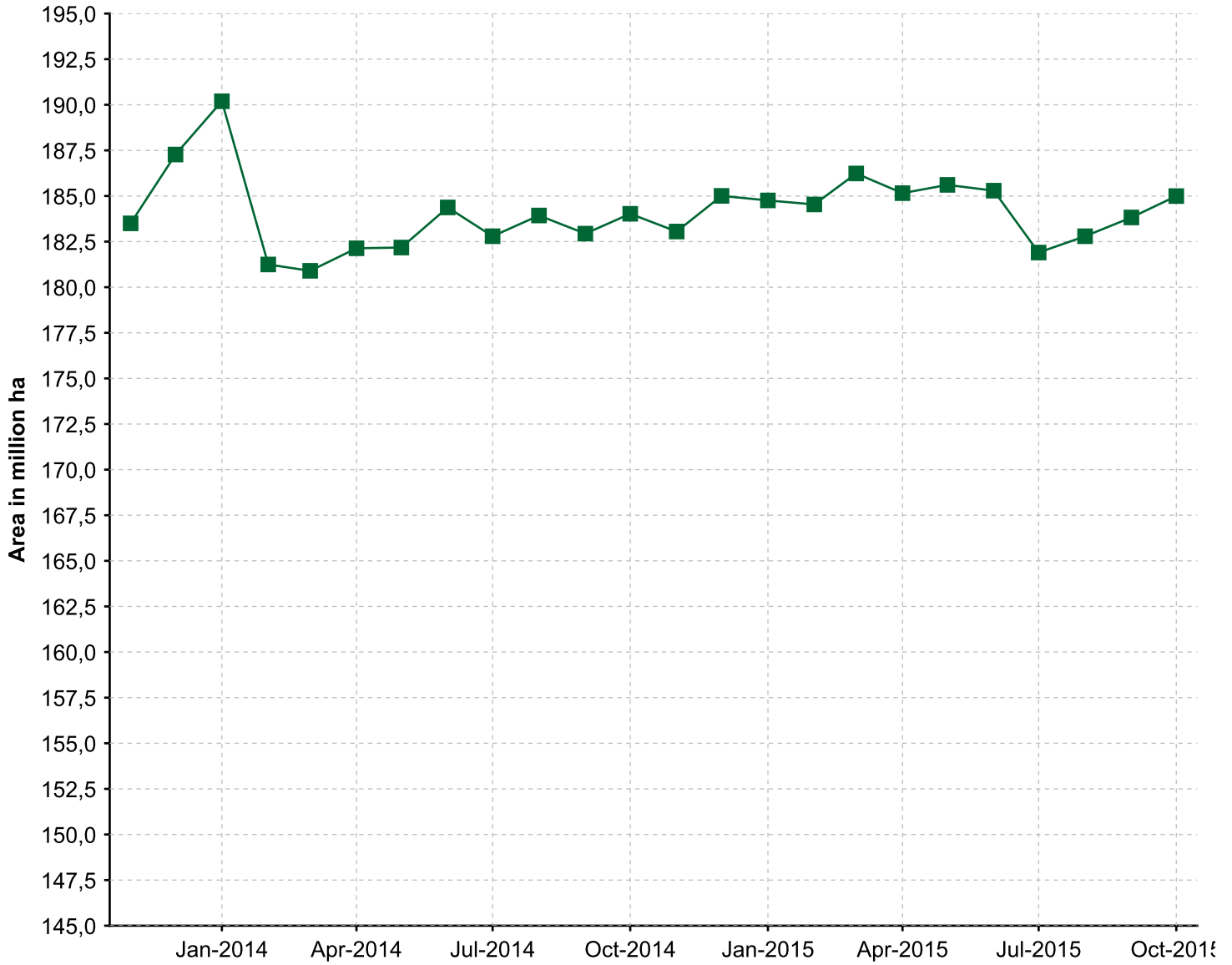
COC over time



FM over time



Area over time





Forest Stewardship Council®
FSC International
Global Development

Charles-de-Gaulle-Str. 5 53113 Bonn, Germany
T +49 (0) 228 367 66-0
F +49 (0) 228 367 66-30
FSC® F000100 - FSC® A.C. All rights reserved

ic.fsc.org

