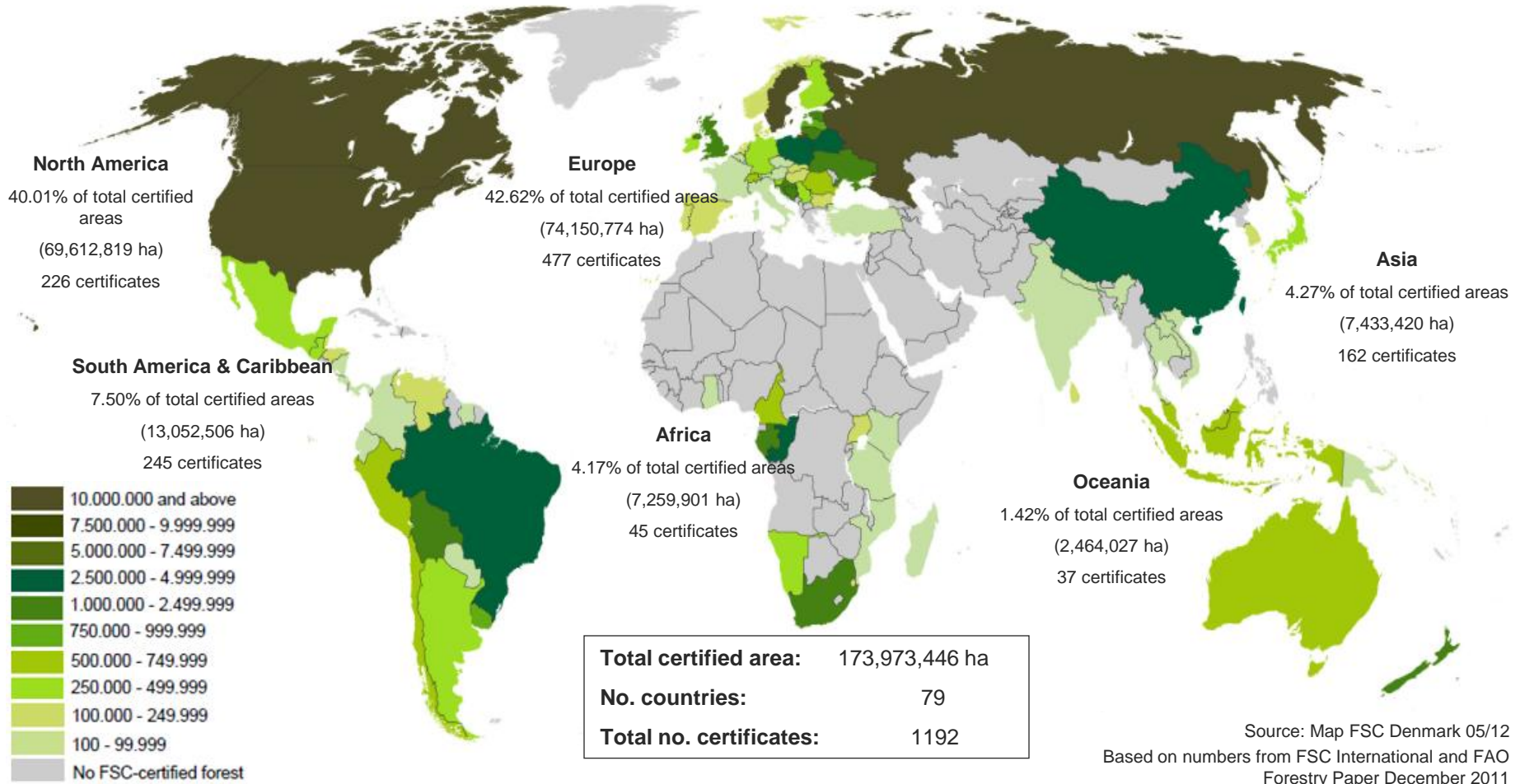




Global FSC certificates: type and distribution

April 2013

Global FSC certified forest area: by region



Source: Map FSC Denmark 05/12
Based on numbers from FSC International and FAO Forestry Paper December 2011

Global FSC certified forest area: by region

| Africa | Total area (ha) | No. |
|------------------------|------------------|-----------|
| CAMEROON | 727,707 | 4 |
| CONGO, THE REPUBLIC OF | 2,478,943 | 3 |
| GABON | 1,873,505 | 3 |
| GHANA | 1,675 | 1 |
| KENYA | 628 | 1 |
| MOZAMBIQUE | 5,310 | 1 |
| NAMIBIA | 278,062 | 3 |
| SOUTH AFRICA | 1,583,289 | 20 |
| SWAZILAND | 111,049 | 3 |
| TANZANIA, UNITED | 112,779 | 2 |
| UGANDA | 108,954 | 4 |
| Grand total | 7,259,901 | 45 |

| Asia | Total area (ha) | No. |
|--------------------|------------------|------------|
| CHINA | 3,030,883 | 54 |
| INDIA | 418,018 | 6 |
| INDONESIA | 1,661,003 | 23 |
| JAPAN | 397,751 | 35 |
| KOREA, REPUBLIC OF | 380,189 | 12 |
| LAOS | 82,908 | 2 |
| MALAYSIA | 469,450 | 7 |
| NEPAL | 14,145 | 1 |
| SRI LANKA | 31,064 | 4 |
| THAILAND | 25,638 | 7 |
| TURKEY | 873,360 | 3 |
| VIETNAM | 49,011 | 8 |
| Grand total | 7,433,420 | 162 |

| Europe | Total area (ha) | No. |
|------------------------|-----------------|-----|
| AUSTRIA | 575 | 2 |
| BELARUS | 6,047,211 | 25 |
| BELGIUM | 20,300 | 2 |
| BOSNIA AND HERZEGOVINA | 1,289,151 | 4 |
| BULGARIA | 178,019 | 10 |
| CROATIA (Hrvatska) | 2,038,298 | 3 |
| CZECH REPUBLIC | 50,184 | 4 |
| DENMARK | 198,664 | 5 |
| ESTONIA | 1,141,098 | 3 |
| FINLAND | 430,419 | 4 |
| FRANCE | 17,889 | 7 |
| GERMANY | 577,078 | 55 |
| HUNGARY | 321,581 | 6 |
| IRELAND | 446,737 | 3 |
| ITALY | 52,102 | 14 |
| LATVIA | 1,739,597 | 14 |
| LITHUANIA | 1,058,331 | 43 |
| LUXEMBOURG | 20,404 | 3 |
| NETHERLANDS | 169,954 | 7 |
| NORWAY | 254,286 | 5 |
| POLAND | 6,579,517 | 18 |
| PORTUGAL | 318,199 | 17 |
| ROMANIA | 718,432 | 5 |
| RUSSIA | 33,513,560 | 90 |
| SERBIA | 998,429 | 3 |
| SLOVAKIA | 144,459 | 4 |
| SLOVENIA | 256,096 | 2 |
| SPAIN | 153,509 | 18 |
| SWEDEN | 11,639,150 | 24 |
| SWITZERLAND | 609,677 | 14 |

| | | |
|--------------------|-------------------|------------|
| UKRAINE | 1,590,201 | 10 |
| UNITED KINGDOM | 1,581,678 | 53 |
| Grand total | 74,150,774 | 477 |

| Latin America & Caribbean | Total area (ha) | No. |
|---------------------------|-------------------|------------|
| ARGENTINA | 298,642 | 14 |
| BELIZE | 169,932 | 2 |
| BOLIVIA | 1,059,030 | 10 |
| BRAZIL | 7,361,598 | 95 |
| CHILE | 1,172,750 | 20 |
| COLOMBIA | 113,470 | 6 |
| COSTA RICA | 41,718 | 15 |
| ECUADOR | 53,765 | 4 |
| GUATEMALA | 500,143 | 12 |
| HONDURAS | 149,303 | 4 |
| NICARAGUA | 27,753 | 7 |
| PANAMA | 14,265 | 8 |
| PARAGUAY | 19,487 | 2 |
| PERU | 959,722 | 15 |
| SURINAME | 113,769 | 2 |
| URUGUAY | 857,526 | 28 |
| VENEZUELA | 139,634 | 1 |
| Grand total | 13,052,506 | 245 |

| North America | Total area (ha) | No. |
|--------------------|-------------------|------------|
| CANADA | 54,627,747 | 67 |
| MEXICO | 651,051 | 33 |
| UNITED STATES | 14,334,021 | 128 |
| Grand total | 69,612,819 | 226 |

*FSC certified area includes forest management (FM) as well as forest management and chain of custody (FM/COC) certificates. Also relevant for charts in this presentation

Global FSC certified forest area: by region

| Oceania | Total area (ha) | No. |
|------------------|-----------------|-----|
| AUSTRALIA | 915,179 | 13 |
| NEW ZEALAND | 1,451,624 | 19 |
| PAPUA NEW GUINEA | 32,614 | 2 |
| SOLOMON ISLANDS | 64,610 | 3 |
| Grand total | 2,464,027 | 37 |

Information as of 18/03/2013

No. countries: 79

Total no. certificates: 1192

Total Area 173,973,446

Global FSC chain of custody certificates: by region

| Africa | No. |
|------------------------------|------------|
| CAMEROON | 12 |
| CONGO, THE REPUBLIC OF | 2 |
| COTE D'IVOIRE | 1 |
| EGYPT | 8 |
| GABON | 9 |
| GHANA | 8 |
| KENYA | 1 |
| LIBERIA | 1 |
| MADAGASCAR | 2 |
| MOROCCO | 4 |
| MOZAMBIQUE | 1 |
| NAMIBIA | 3 |
| SEYCHELLES | 1 |
| SOUTH AFRICA | 102 |
| TANZANIA, UNITED REPUBLIC OF | 2 |
| TUNISIA | 4 |
| Grand total | 161 |

| Asia | No. |
|--------------------|------|
| BANGLADESH | 13 |
| CAMBODIA | 1 |
| CHINA | 2554 |
| HONG KONG | 538 |
| INDIA | 244 |
| INDONESIA | 191 |
| ISRAEL | 8 |
| JAPAN | 1113 |
| KAZAKHSTAN | 1 |
| KOREA, REPUBLIC OF | 201 |
| LAOS | 8 |
| LEBANON | 12 |
| MACAU | 1 |

| | |
|----------------------|-------------|
| MALAYSIA | 146 |
| NEPAL | 2 |
| OMAN | 1 |
| PAKISTAN | 8 |
| PHILIPPINES | 6 |
| QATAR | 6 |
| SAUDI ARABIA | 5 |
| SINGAPORE | 92 |
| SRI LANKA | 19 |
| TAIWAN | 133 |
| THAILAND | 48 |
| TURKEY | 124 |
| UNITED ARAB EMIRATES | 47 |
| VIETNAM | 305 |
| Grand total | 5827 |

| Europe | No. |
|------------------------|------|
| AUSTRIA | 204 |
| BELARUS | 40 |
| BELGIUM | 299 |
| BOSNIA AND HERZEGOVINA | 130 |
| BULGARIA | 28 |
| CROATIA (Hrvatska) | 173 |
| CYPRUS | 6 |
| CZECH REPUBLIC | 134 |
| DENMARK | 234 |
| ESTONIA | 160 |
| FINLAND | 83 |
| FRANCE | 801 |
| GERMANY | 1914 |
| GREECE | 10 |
| HUNGARY | 88 |
| IRELAND | 85 |

| | |
|--------------------|--------------|
| ITALY | 1512 |
| LATVIA | 194 |
| LIECHTENSTEIN | 6 |
| LITHUANIA | 142 |
| LUXEMBOURG | 17 |
| MALTA | 9 |
| MONACO | 4 |
| NETHERLANDS | 1355 |
| NORWAY | 32 |
| POLAND | 850 |
| PORTUGAL | 115 |
| ROMANIA | 107 |
| RUSSIA | 181 |
| SAN MARINO | 3 |
| SERBIA | 69 |
| SLOVAKIA | 96 |
| SLOVENIA | 136 |
| SPAIN | 526 |
| SWEDEN | 274 |
| SWITZERLAND | 511 |
| UKRAINE | 39 |
| UNITED KINGDOM | 2319 |
| Grand total | 12886 |

| Latin America & Caribbean | No. |
|---------------------------|-----|
| ARGENTINA | 90 |
| BELIZE | 3 |
| BOLIVIA | 22 |
| BRAZIL | 933 |
| BRITISH VIRGIN ISLANDS | 5 |
| CAYMAN ISLANDS | 1 |
| CHILE | 97 |
| COLOMBIA | 29 |

Global FSC chain of custody certificates: by region

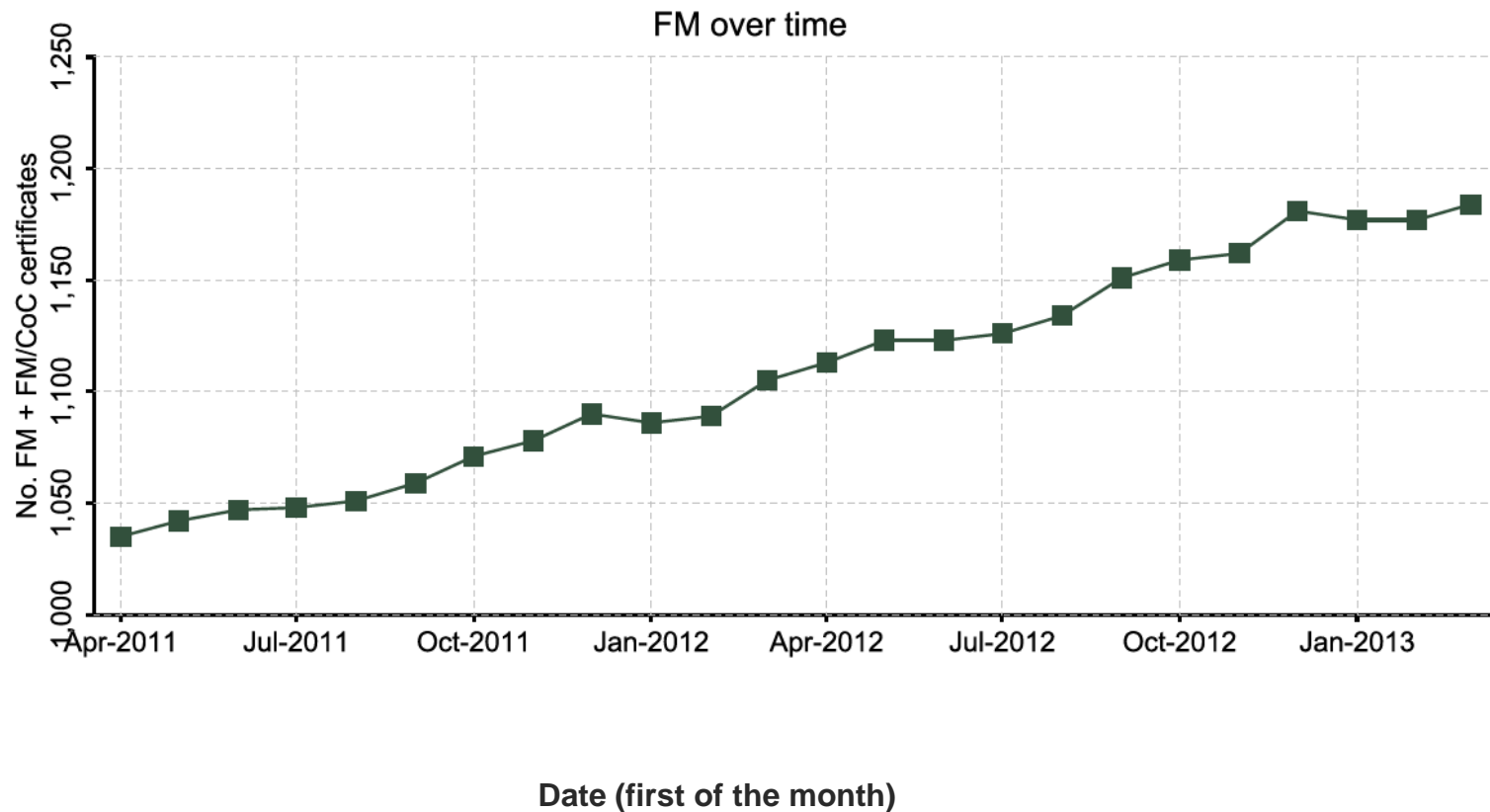
| | |
|-----------------------|-------------|
| COSTA RICA | 5 |
| ECUADOR | 3 |
| EL SALVADOR | 1 |
| GUATEMALA | 15 |
| HONDURAS | 3 |
| NICARAGUA | 5 |
| PANAMA | 2 |
| PARAGUAY | 4 |
| PERU | 31 |
| SURINAME | 1 |
| URUGUAY | 30 |
| VENEZUELA | 2 |
| VIRGIN ISLANDS (U.S.) | 1 |
| Grand total | 1299 |

| North America | No. |
|--------------------|-------------|
| CANADA | 978 |
| MEXICO | 65 |
| PUERTO RICO | 3 |
| UNITED STATES | 3443 |
| Grand total | 4489 |

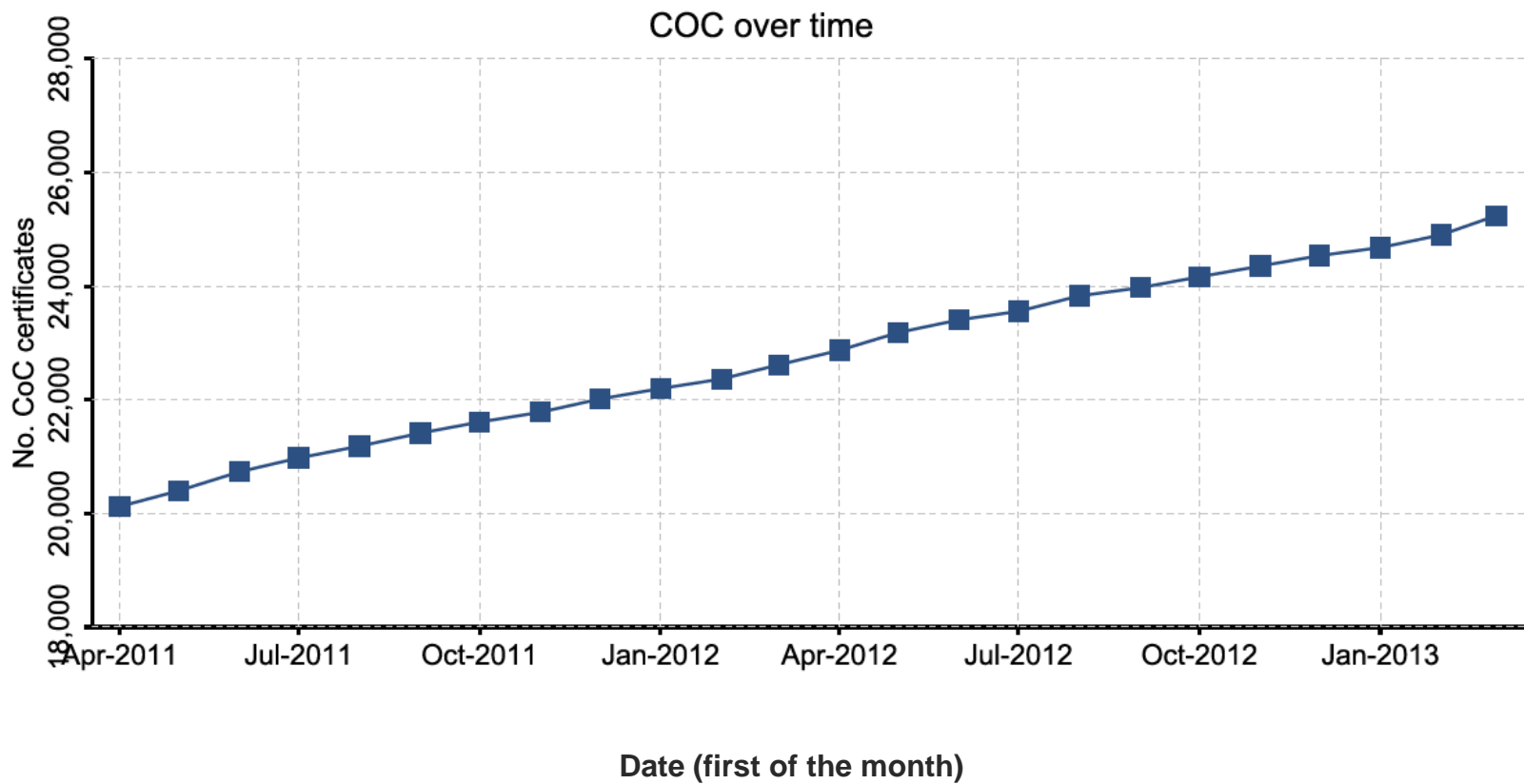
| Oceania | No. |
|--------------------|------------|
| AUSTRALIA | 301 |
| BRUNEI DARUSSALAM | 1 |
| GUAM | 1 |
| NEW ZEALAND | 147 |
| PAPUA NEW GUINEA | 3 |
| SOLOMON ISLANDS | 2 |
| Grand total | 455 |

Information as of 18/03/2013
 No. countries: 112
 Total no. certificates: 25450

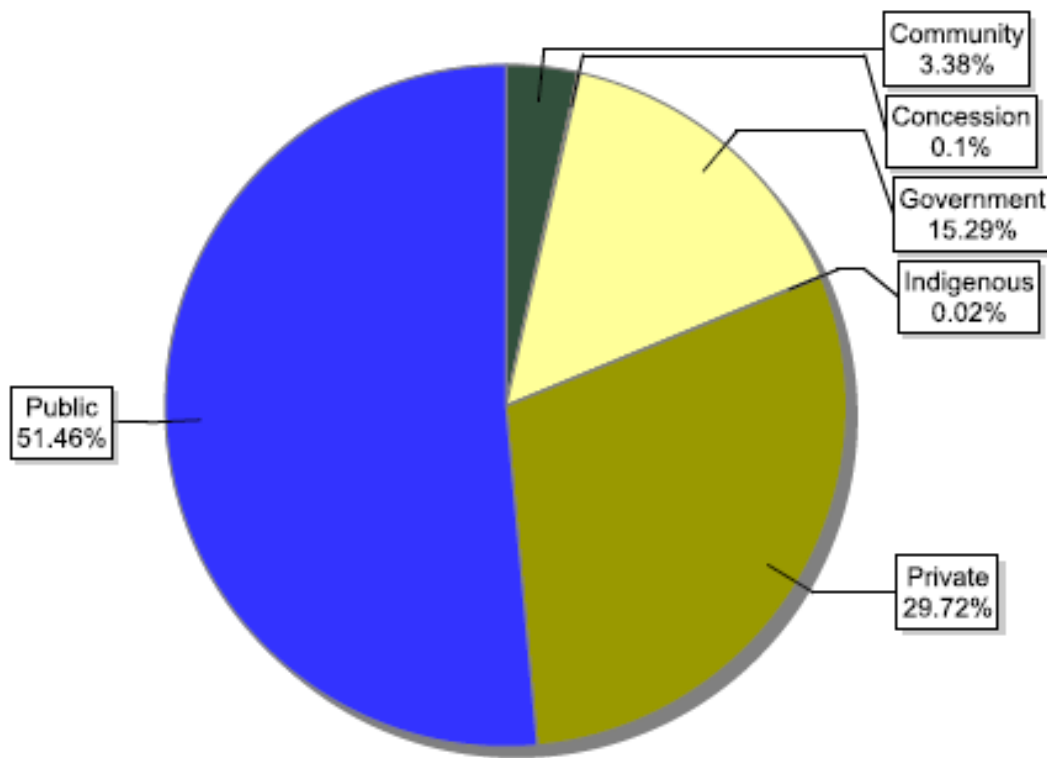
FSC forest management certificate growth since 2011 (FM and FM/CoC)



FSC supply chain growth since 2011 (chain of custody certificates – CoC)

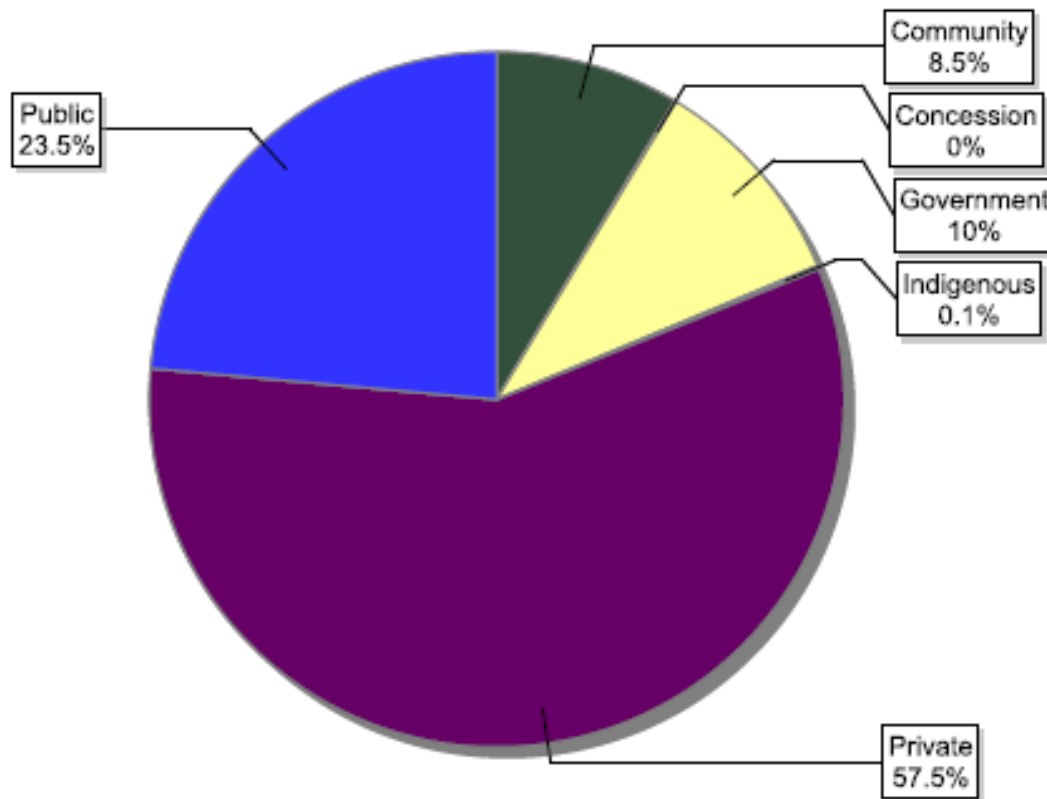


FSC certificates by tenure ownership: global certified area



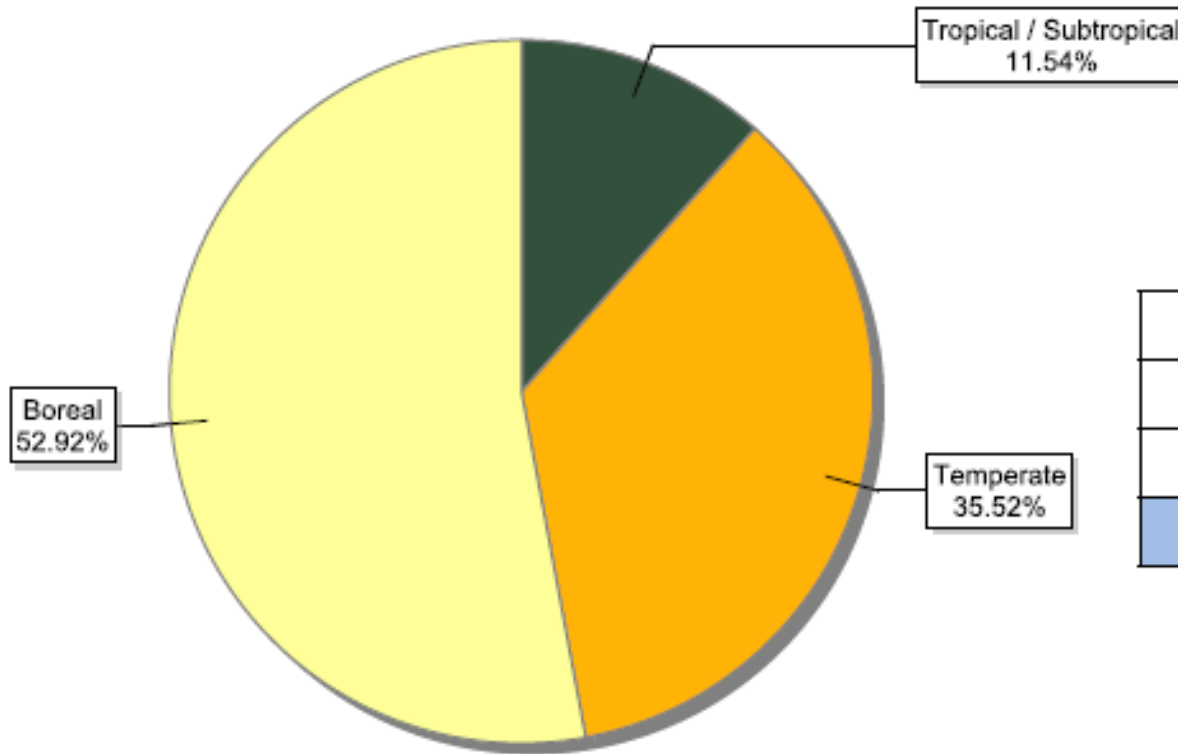
| Information as of 18/03/2013 | Forest area (million ha) |
|------------------------------|--------------------------|
| Community | 5.88 |
| Concession | 0.18 |
| Government | 26.61 |
| Indigenous | 0.05 |
| Private | 51.72 |
| Public | 89.53 |
| Total | 173.97 |

FSC certificates by tenure ownership: number of certificates globally



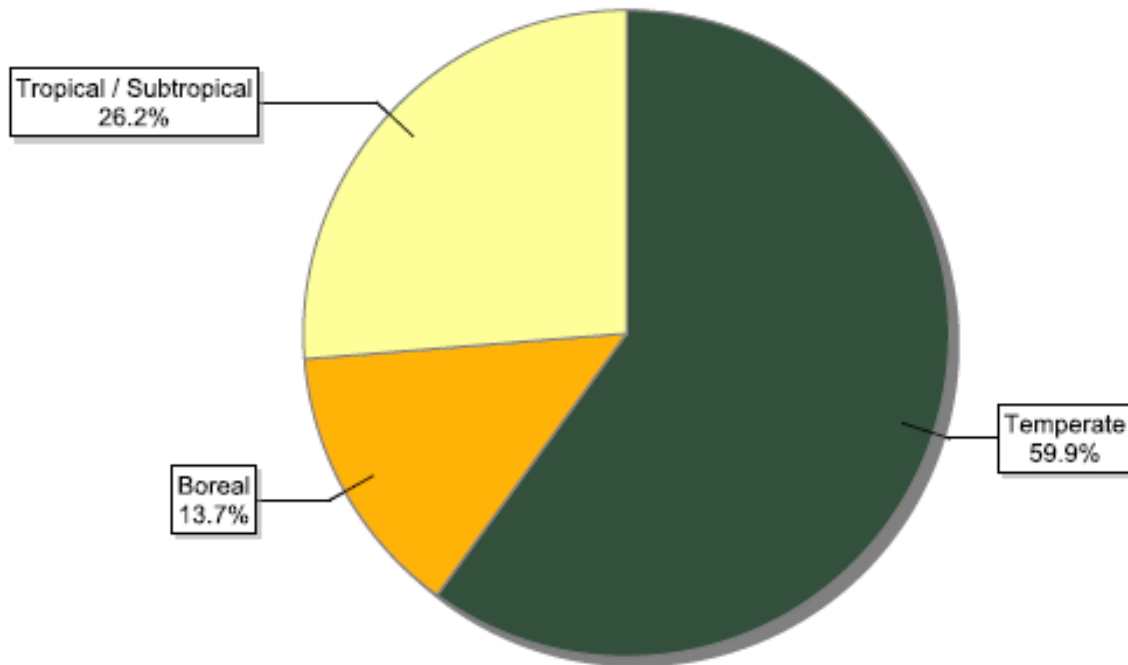
| Information as of 18/03/2013 | Number of Certificates |
|------------------------------|------------------------|
| Community | 102 |
| Concession | 1 |
| Government | 120 |
| Indigenous | 2 |
| Private | 686 |
| Public | 281 |
| Total | 1192 |

FSC certificates by biomes: global certified area



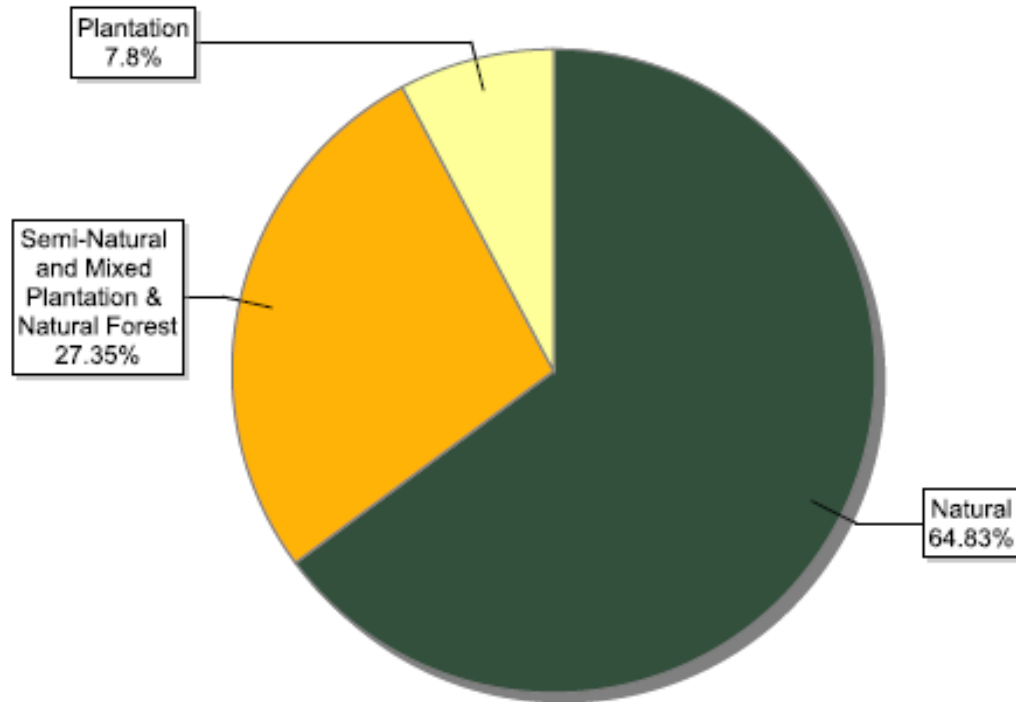
| Information as of 18/03/2013 | Forest area (million ha) |
|---------------------------------|-----------------------------|
| Boreal | 92.07 |
| Temperate | 61.81 |
| Tropical / Subtropical | 20.09 |
| Total | 173.97 |

FSC certificates by biomes: number of certificates globally



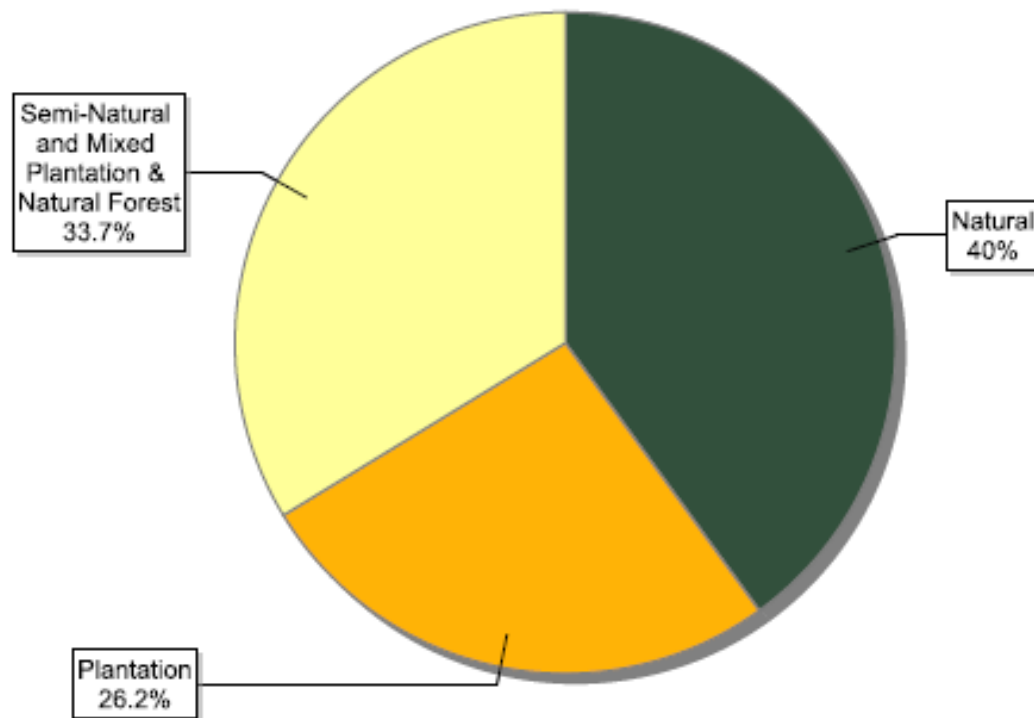
| Information as of 18/03/2013 | Number of certificates |
|---------------------------------|---------------------------|
| Boreal | 164 |
| Temperate | 715 |
| Tropical / Subtropical | 313 |
| Total | 1192 |

FSC certificates by forest type: global certified area



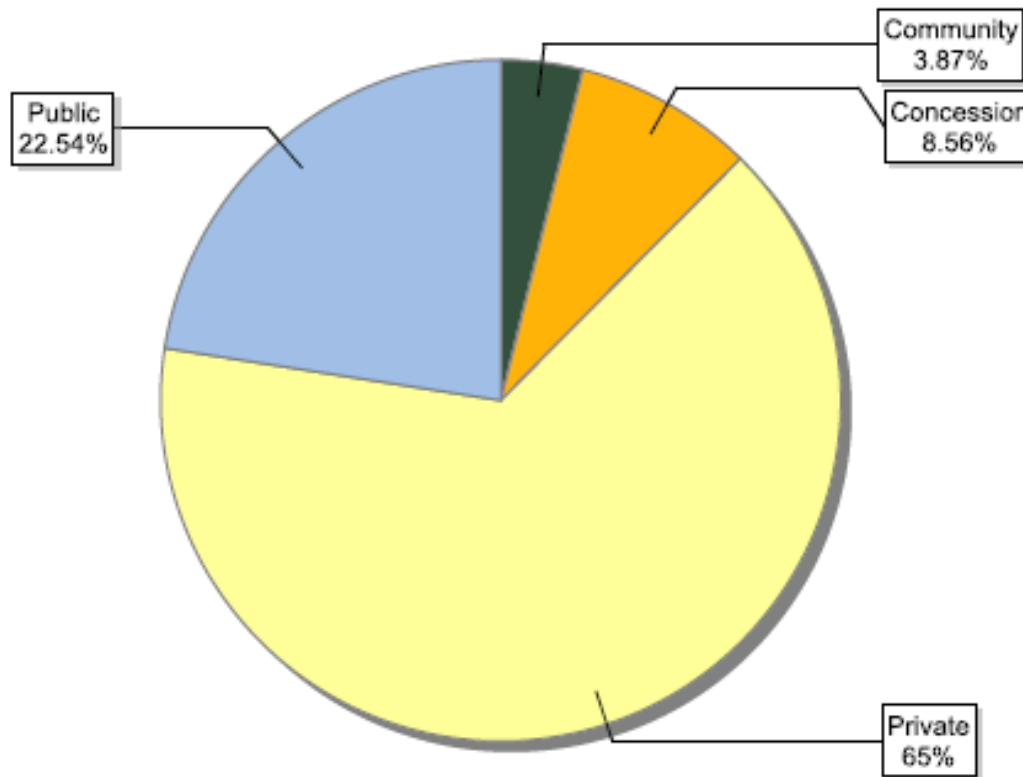
| Information as of 18/03/2013 | Forest area (million ha) |
|-------------------------------------------------------|-----------------------------|
| Natural | 112.80 |
| Plantation | 13.59 |
| Semi-Natural and Mixed Plantation & Natural Forest | 47.58 |
| Total | 173.97 |

FSC certificates by forest type: number of certificates globally



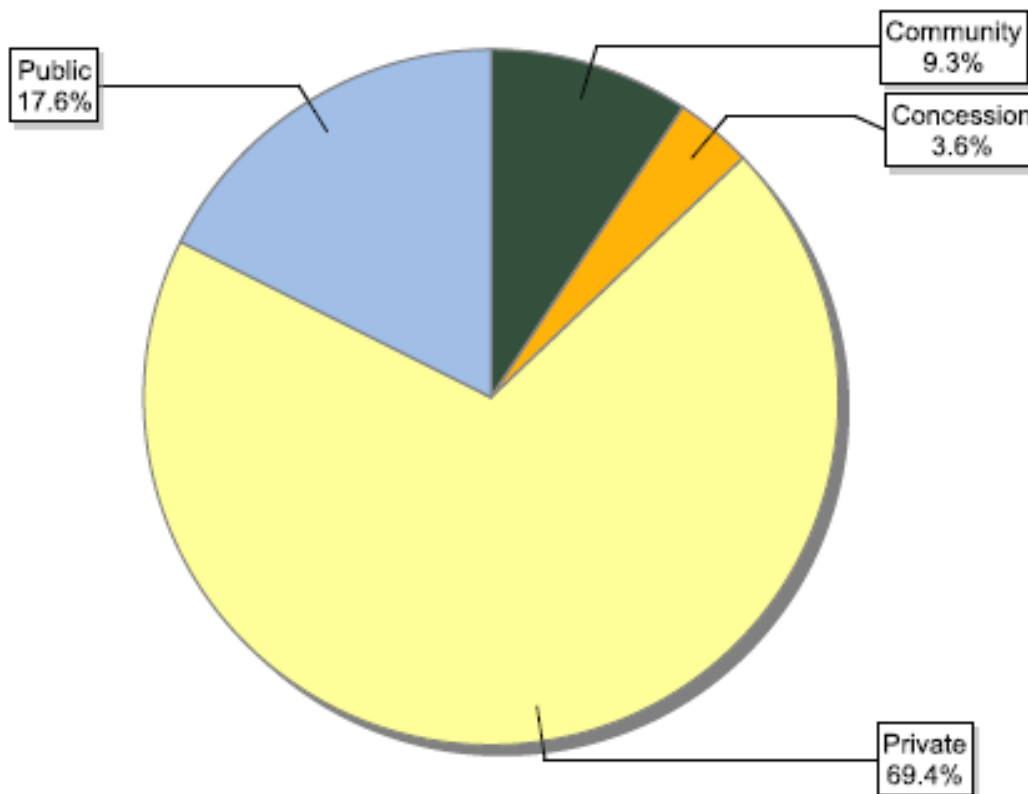
| Information as of 18/03/2013 | Number of certificates |
|-------------------------------------------------------|---------------------------|
| Natural | 477 |
| Plantation | 313 |
| Semi-Natural and Mixed Plantation & Natural Forest | 402 |
| Total | 1192 |

FSC certificates by tenure management: global certified area



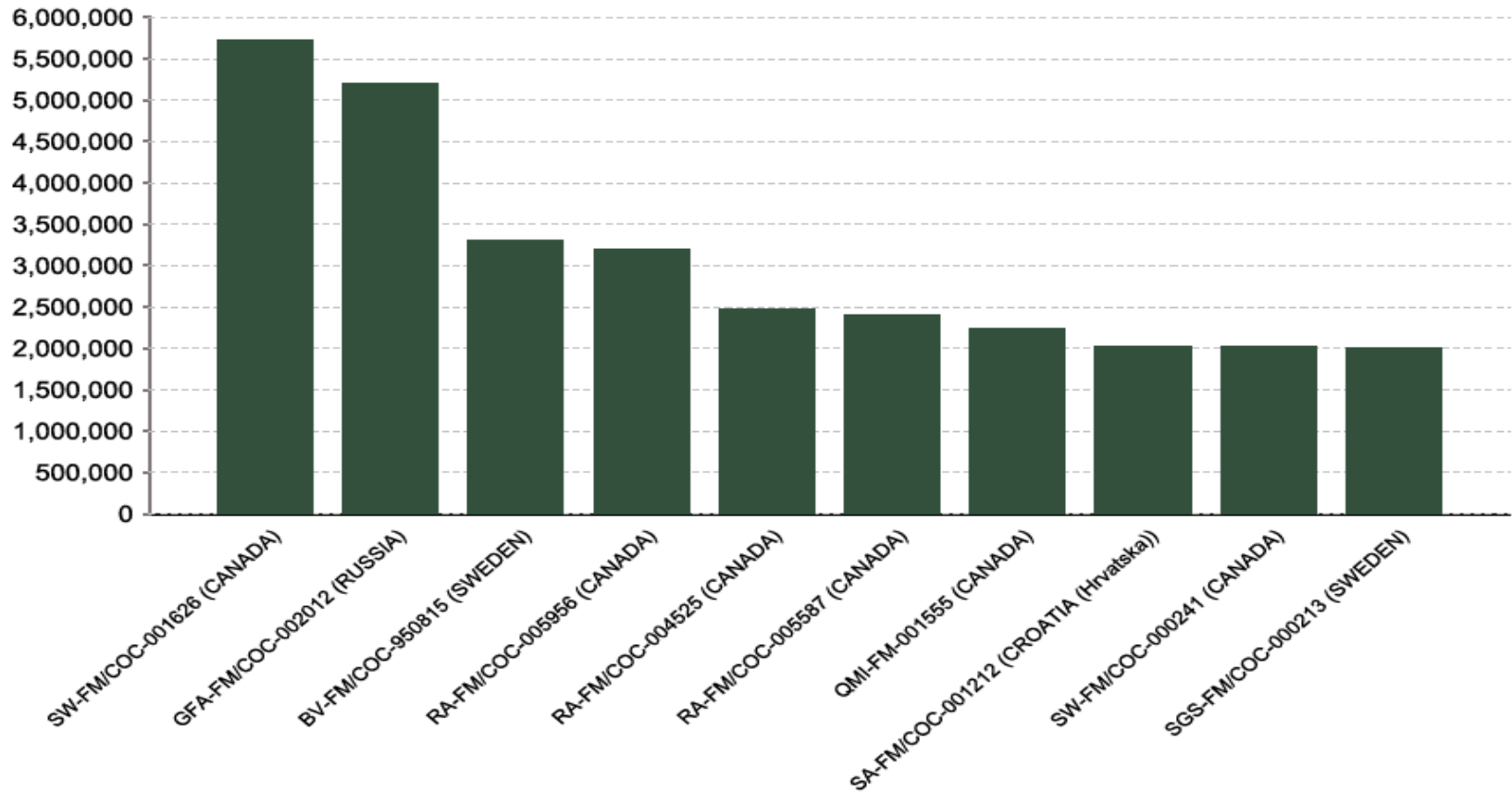
| Information as of 18/03/2013 | Forest area (million ha) |
|---------------------------------|-----------------------------|
| Community | 6.75 |
| Concession | 14.91 |
| Private | 113.09 |
| Public | 39.22 |
| Total | 173.97 |

FSC certificates by tenure management: number of certificates globally



| Information as of 18/03/2013 | Number of Certificates |
|------------------------------|------------------------|
| Community | 111 |
| Concession | 43 |
| Private | 828 |
| Public | 210 |
| Total | 1192 |

Ten largest FSC certificates





Forest Stewardship Council
FSC International GmbH

Charles-de-Gaulle-Str. 5
53113 Bonn, Germany

T +49 (0) 228 367 66-0
F +49 (0) 228 367 66-30

fsc@fsc.org
www.fsc.org